


WHAT TO DO WHEN A CHILD GETS STUCK ON A WORD




Have student look at the word instead of looking at adult for support.

Look at initial, middle, & ending sound, then move through word following sounds.

Ex. **d**og or **p**uppy



CHUNKING

(break the word apart and  focus on the known parts)



little = **lit** tle

going = go **ing**

wheat = **wh** eat



pressure =
pres sure

Remove suffix or prefix and find the



roots.

Reread sentence. Find **what makes sense**, **looks right** and **sounds right** for unknown word.




sounds right for unknown word.

Look at the pictures



to support the words.

Skip



Then go back Read, **(Skip)**, Re-read.

Get your



MOUTH ready to make the first sound.

THINK



about the meaning of the story.