



Canvas Dashboard Cheat Sheet

1 Dashboard

2 Account

3 Nickname: Science Demo #09BCD3

4 Sandbox

5 Coming Up

6 Start a New Course

7 View Grades

BY INSTRUCTURE

User Research Privacy policy Terms of service Facebook Twitter

1

5

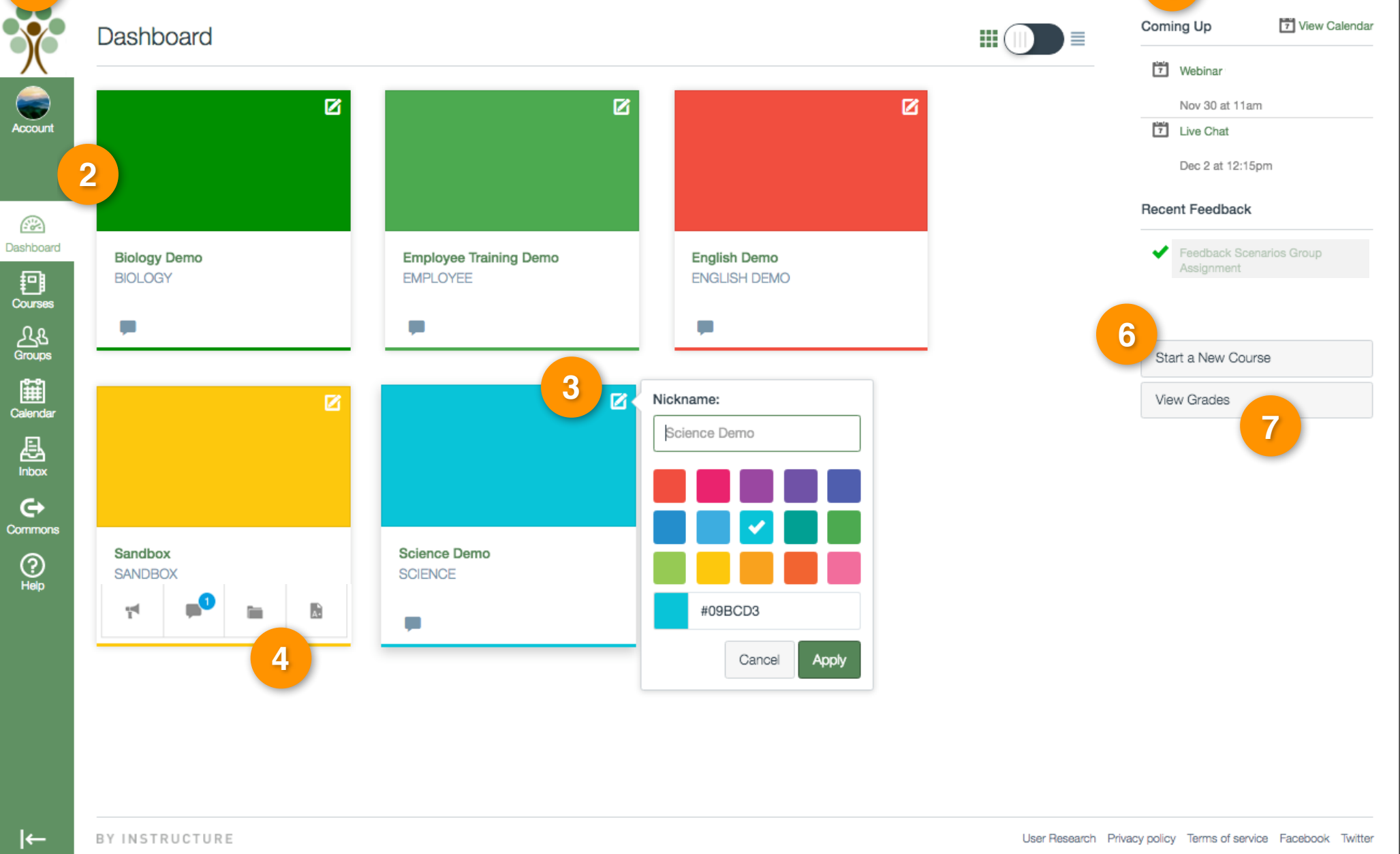
2

3

4

6

7



1

Global Navigation:

Account (update profile, access settings, manage notifications, access files, ePortfolio)

Dashboard and Courses (Dashboard is your homepage when you login to Canvas. Access all of your courses in Courses)

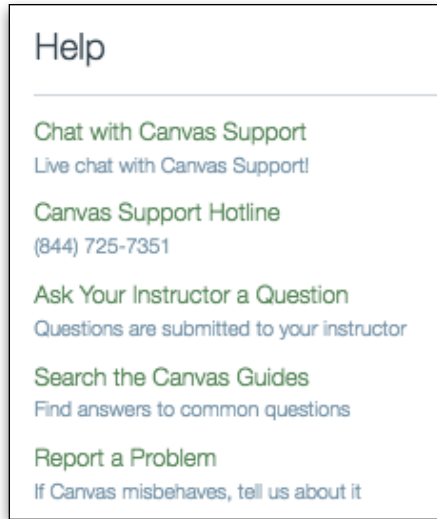
Groups (If you are enrolled in groups, you can access your groups here)

Calendar (Access your global calendar, courses calendar items are color coded)

Inbox (Access your Canvas mail)

Commons (Access Canvas Commons)

Help



2

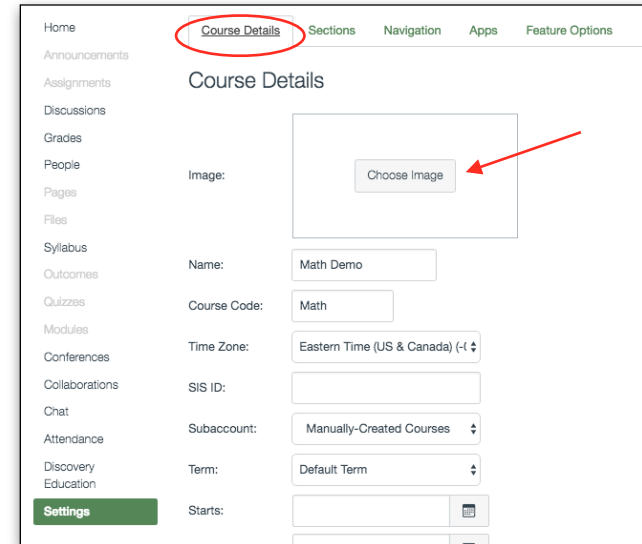
Course Cards:

Access all courses by clicking on “Courses” underneath “Dashboard” on the Global Navigation column. Click on “All Courses” and **star** the courses that you want visible as a course card on the Dashboard.

3

Edit Course Cards:

Change the color of the course card, change the nickname of the course card. (In course settings, you can even add a photo to your course card.)



4

Quick Links on Course Cards:

Access Announcements, Discussions, Files and Assignments quickly from the Course Card.

5

Coming Up:

View To-Do lists, upcoming assignments, due dates and recent feedback.

6

Start a New Course:

Click here to create a new course.

7

View Grades:

View current grades of classes you are enrolled in or teaching.

